



TRIDENT

AXLE FORWARD



ADAPTABLE. POWERFUL. BUILT FOR BUSINESS.

The Mack Trident range is built with versatility in mind, proving itself in the heavy construction and line-haul applications.

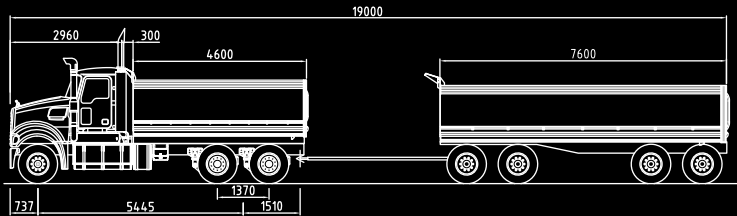
The Trident with axle forward configuration is perfect for extreme axle measurements to maximise payload.

The Mack Trident Axle Forward will make light work of navigating a tipper and dog on any worksite.

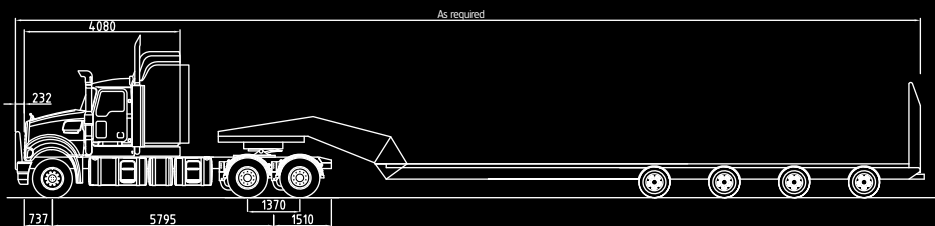
FEATURES

- » Perfect for tipper and dog applications
- » Powered by the Mack MP8 535Hp or 500Hp engine delivering up to 1920 lb-ft of torque
- » The front axle position offers optimum payload
- » *m*DRIVE automated manual transmission takes all the effort out of gear changes
- » Mack Grade Gripper – hill start assist
- » Quiet and comfortable cab
- » Great fuel economy and low emissions

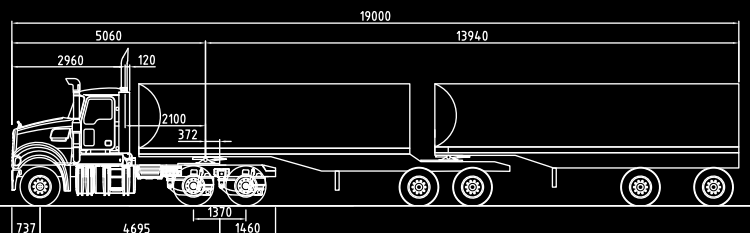
Designed and built in Australia for Australian conditions



TRIDENT 6X4 AF DAY CAB WITH TIPPER AND 4 AXLE DOG



TRIDENT 6X4 AF 52" HIGH RISE SLEEPER WITH LOW LOADER



TRIDENT 6X4 DAY CAB WITH 19 METRE B-DOUBLE



*Model shown is for illustration purposes only. Contact your Authorised Dealer for details of current options available.

BORN READY.

TRIDENT

AXLE FORWARD

ENGINE & TRANSMISSION

ENGINE

- » MACK MP8 12.8 litre
- » MAXI-CRUISE torque settings
- » Selective Catalytic Reduction (SCR)
- » Emission Level Euro5 (ADR80/03)

Horsepower (Hp)	500	535
Torque (lb-ft)	1840	1920

ENGINE BRAKE

- » Advanced PowerLeash engine brake
- » Engine retarding power up to 315Kw (495hp) @ 2,100rpm

AIR INTAKE & FILTER

- » Donaldson 279mm (11") single dry type element, dual canisters mounted under the cab
- » Painted steel dust extractors and external raised air intakes mounted in front of the cabin 'A' pillars

FILTERS

- » 2 full flow and 1 bypass engine mounted oil filters
- » 2 step dual engine mounted fuel filters/water separator

AIR COMPRESSOR

- » 2 CYL. 900 litres/min WABCO compressor

AIR DRYER

- » Bendix AD-IS air dryer

ALTERNATOR

- » Leece Neville 12volt/160Amp Brushed
- » Leece Neville 12volt/160Amp Brushless (optional)
- » Leece Neville 12volt/185Amp Brushless (optional)

STARTER

- » Delco Remy 39MTHD 12volt electric starter
- » Key type start and stop

FAN

- » Behr Visco drive (electric over viscous fan clutch)
- » 710mm (28") 9-blade nylon fan

RADIATOR

- » NL3, Frontal area 1,435in²

EXHAUST

- » Single RHS frame mounted catalyst with stainless heat shield
 - Outlet single RHS 152mm (6") vertical exhaust (Day Cab)
 - Outlet twin 152mm (6") vertical exhaust (Day Cab/Sleeper Cab)
 - Outlet single 127mm (5") underframe outlet (optional)
- » Exhaust tip height above ground 3.5mtr
- » Exhaust tip height above ground 4.2mtr (optional)

TRANSMISSION

- » Manual and Automated Manual transmissions (Refer Transmission Chart)
- » Transmission oil cooler

CLUTCH

- » Eaton 394mm (15.5") Easy Pedal with VCT Plus
- » Eaton 'Solo' with VCT Plus (optional)
- » SACHS 430mm (17") Single Plate (*mDRIVE* only)
- » Air assist clutch release

DRIVELINE

- » Spicer 10 series
- » SPL Maintenance Free (optional)

PTO OPTIONS

- » Rear of engine PTO (CA)
- » Transmission mounted PTO (optional on *mDRIVE*)
- » Prep kit, switch, wiring and software (*mDRIVE*) (optional)

TRANSMISSION SPECIFICATIONS

MAKE	MODEL	MAX TORQUE CAPACITY	FWD GEARS	REV GEARS	LO/HI	TYPE
Mack <i>mDRIVE</i> (standard)	AT2612D (Direct)	1,920ft-lbs	12	2	14.94/1.0	Fully Automated Manual
Eaton	RTLO20918	2,050ft-lbs	18	4	14.40/0.73	Manual
Eaton	RTLO22918	2,250ft-lbs	18	4	14.40/0.73	Manual

Note: RTL020918 + MP8 535<60 tonnes

AXLES, SUSPENSIONS & BRAKES

FRONT AXLE

- » Mack FXL with unitised hubs (Refer Steer Axle Chart)
- » Axle position: Axle forward: 737mm

FRONT SUSPENSION

- » 1,321mm (52") long springs (Refer Steer Axle Chart)

BRAKES

- » Front and Rear automatic slack adjusters
- » Type 20 Front brake boosters
- » S' Cam with iron drums
- » S' Cam with centrifuse drums (optional)
- » Type 30/30 Rear brake boosters
- » Low tare alloy hubs (optional)
- » ABS or (optional) ABS with Traction Control
- » Grade Gripper - hill start assist
- » Road Stability Advantage (ESP - Electronic Stability Program)
 - optional for tractors only

STEERING GEAR

- » Sheppard HD94
- » Steering ratio 16.9:1

REAR AXLES

- » Mack, Meritor and Dana axle options (Refer Drive Axle Chart)
- » Ratings 20 to 22.7 tonne

REAR SUSPENSION

- » Air and mechanical spring options (Refer Drive Axle Chart)
- » Ratings 18 to 21 tonne
- » Out board mounted shock absorbers
- » In-board mounted shock absorbers (optional on AL460 only)
 - NB: "Road Friendly" capable suspensions available - speak with your Authorised Dealer regarding options.

INTER-AXLE/WHEEL LOCKS

- » DCDL one axle only (vendor axles only)
- » DCDL's on both axles (optional)
- » Mack Power Divider (standard with Mack axles)

WHEELS

- » 10-stud 8¼" (285mm PCD) steel disc
- » 10-stud options:
 - 10-stud 8¼" (285mm PCD) machine buff / polished alloy / DURABRIGHT alloy discs
 - 10-stud 9" (285mm PCD) polished alloy or DURABRIGHT alloy discs

TYRES

- » Bridgestone / Michelin tyres

STEER AXLE SPECIFICATIONS

MAKE	MODEL	CAPACITY	SUSPENSION*	COMMENTS
Mack	FXL 14.6	14,600lbs (6.6t)	(P3, M7)	Standard axle
Meritor	FG941	14,600lbs (6.6t)	(P3, M7)	Disc brakes (CA)

* Parabolic Standard Duty (P), Multileaf Standard Duty (M) – Number = Leaf Qty

DRIVE AXLE SPECIFICATIONS

MAKE	MODEL	CAPACITY	RATIOS**	RATIOS (mDRIVE)	SUSPENSION
Mack	S440 (150/200 series)	44,000lbs (20t)	4.19, 4.50, 4.80 / 4.35, 4.73, 5.02	3.11, 3.25, 3.40	AL460
Mack	S462 (150/200 series)	46,000lbs (21t)	4.19, 4.50, 4.80 / 4.35, 4.73, 5.02	3.11, 3.25, 3.40	AD246
Meritor	RT46-160	46,000lbs (21t)	4.30, 4.56, 4.89	3.07, 3.21, 3.42	AL460 / AP460 / AD246 / MIL-H
Dana	D46-170	46,000lbs (21t)	4.30, 4.56, 4.78	3.07, 3.21, 3.42	AL460 / AD246 (CA only)
Dana	D50-170	50,000lbs (22.7t)	4.30, 4.56, 4.78	3.07, 3.21, 3.42	AD246 (CA only)

** Mack ratios in GOLD relate to Mack 150 series carriers/Mack ratios in BLACK relate to Mack 200 series carriers

CHASSIS

CHASSIS

- » Advantage 300mm x 90mm x 8mm[†]
156,000psi/RBM 1,940,000in lb
 - » Advantage 300mm x 90mm x 9.5mm[†]
184,000psi/RBM 2,240,000in lb
- [†] Dependent on wheel base and axle capacity

WHEELBASE

- » 4,720mm (185.8") to 5795mm (228.1")

AFTERFRAME

- » 1365mm (53.7") to 2,810mm (110.6")
- » All chassis lengths can be specified with tapered rail ends

CAB SUPPORT

- » Front: Two metalistic pivot mounts
- » Rear: Air isolation with dual cabin shock absorbers
- » Fully suspended cab
- » Rear panard rod

BULLBAR/ BUMPER/ FUPS

- » Light weight alloy bumper
- » Polished alloy bullbar (optional)
- » Front Underrun Protection

FUEL TANKS

- » 26" round polished alloy tanks (Refer Wheelbase Chart)
- » Large capacity polished D-shaped tanks (optional)
- » Stainless steel D Tank straps (CA)

ADBLUE TANKS

- » AdBlue Tank, kerbside (LHS) location
 - 125 litre stainless steel 26" round
 - 150 litre stainless steel 26" round (optional)
 - 150 litre stainless steel D-shaped (optional)
 - 200 litre stainless steel D-shaped (optional)

REMOTE BREATHERS

- » Transmission, fuel and axle remote breather kit (optional)

CHASSIS ACCESS STEP

- » Staired and perforated 2 step design (optional)

BATTERIES

- » 12volt Bulldog batteries, high capacity (620 CCA)
- » LH and RH frame mounted with black battery box cover
- » Polished aluminium battery box cover (optional)
- » Batteries mounted in sleeper if fitted
- » Stacked Battery Box (CA)

TRAILER CONNECTIONS

- » Trailer - connections back of cab
- » Trailer - connections back of cab and rear of frame (optional)
- » Air: Service and emergency with blanking plugs
- » Electrical: 12volt 7-pin female base with HD 5mm² cabling

ELECTRICAL

- » Chassis harness with protective conduit
- » Electrical prep kit, Body Builder chassis connections (optional)

TRIDENT AF WHEELBASE SPECIFICATIONS

WHEELBASE (mm)	EXHAUST TO CENTRE OF DRIVE (mm)						MAXIMUM FUEL CAPACITY	ADBLUE TANK CAPACITY	TURNING CIRCLE (m)
	Day Cab	Super Cab	36" B/D Sleeper	40" Sleeper	46" Sleeper	52" Sleeper			
Bumper to Back of Cab	2960	3570	3670	3775	3930	4080			Kerb to Kerb
4720	2377						700L	125L	16.7
4970	2627	2137					1000L	150L	17.5
5120	2777	2287	2187				1400L	200L	18.0
5270	2927	2437	2337	2232			1700L	150L	18.5
5420	3077		2487	2382	2227		1700L	150L	18.9
5570	3227			2532	2377	2227	1700L	150L	19.4
5770	3427					2427	2000L	150L	20.0

CAB

TELEMATICS

Mack telematics system - speak with your Authorised Dealer for further information.

SHELL

- » Fusion Cab, ECE29 (cab strength test) compliant
- » Two piece windscreen

SLEEPER OPTIONS

- » 710mm (28") Super Cab with rear cabin extension
- » 911mm (36") High-rise premium sleeper - 3 door (CA)
- » 1,015mm (40") Mid-rise premium sleeper - 4 door
- » 1,170mm (46") Mid-rise premium sleeper - 4 door
- » 1,170mm (46") High-rise premium sleeper - 4 door
- » 1,320mm (52") Mid-rise premium sleeper - 4 door
- » 1,320mm (52") High-rise premium sleeper - 4 door
- » All standard sleepers have 4 access doors and vertical cab extenders

* Note additional sleeper options are available, speak with your Authorised Dealer.

CAB (CONT.)

CAB INTERIOR

- » Overhead storage (up to 3 pockets based on cab configuration)
 - » Rear Wall storage available (based on cab configuration)
 - » Door Storage (2 pockets)
 - » Cup Holders in dash
 - » Centre storage console (available based on cab configuration)
 - » Interior Trim - pleated ultra leather or diamond plate
 - » Central locking available
 - » Power windows available (optional)
 - » Self cancelling signals available (optional)
 - » Internal grab handles
- Speak with your Authorised Dealer for all options

SEATS

- » Driver: ISRI 'Big-Boy' air-ride Premium: 'MACK' embossed cloth trim, LH arm rest, upper, side and lower lumbar support with oscillating base and fore/aft seat cushion adjustment
- » Driver: ISRI 'Big-Boy' air-ride (optional): cloth trim, upper, side and lower lumbar support with fore/aft seat cushion adjustment
- » Passenger: ISRI fixed cushion
- » Passenger: ISRI luxury air ride seat with upper and lower lumbar support, and fore/aft seat cushion adjustment (optional)

STEERING WHEEL

- » Bulldog soft touch rubber grip 457mm (18") diameter
- » Elite leather grip steering wheel (optional)
- » Adjustable tilt and telescopic steering column

INSTRUMENT

- » Driver information display: Co-Pilot
- » Speedometer/odometer (electronic)
- » Tachometer/hourmeter (electronic)
- » Voltmeter, engine hours, distance, trip recording
- » Engine coolant temperature, fuel and AdBlue levels
- » Primary and secondary air pressure
- » Oil pressure and oil temperature

FULL GAUGE PACKAGE INCLUDES

- » Manifold pressure, transmission temperature, exhaust temperature, brake application pressure, front and rear drive axle temperature

WINDSCREEN WIPERS

- » Electronic variable-speed, intermittent wipers with washer
- » Reservoir mounted under bonnet

AUDIO SYSTEM

- » Premium Radio/CD player including hands free
- » iPod connector and USB connector

COMMUNICATIONS

- » GME CB radio (optional)
- » GME UHF radio (optional)

CLIMATE CONTROL

- » HVAC integral cab air conditioner/heater
- » Electronic controls
- » Replaceable dust intrusion filter

COURTESY LAMPS

- » Drivers/Passengers door entry lighting
- » Ambient floor lighting

SAFETY & WARNING

- » Set of 3 safety warning triangles
- » Door mounted emergency procedure guide (optional)
- » Emergency eye wash bottle (optional)
- » 2.5kg in cab mounted fire extinguisher (optional)

TYRE EQUIPMENT

- » Wheel lug wrench kit
- » Bottle jack (optional)

CAB EXTERIOR

- » Fibreglass bonnet and polyfibre fenders with splash aprons
- » Bonnet tilts forward with spring assist
- » Chrome grille surround and side air intakes
- » Polished stainless steel cab skirts and air intake tubes
- » Black nylon bonnet hold down straps
- » Bright finish bonnet hold down straps (optional)
- » Stainless bug screen integrated with grille
- » Painted external sunvisor
- » Stainless steel exterior sunvisor (optional)

HEADLAMPS

- » Hella integral light/indicator unit with polycarbonate lens

MARKER & TAIL LAMPS

- » 5 roof-mounted amber lights and 3 in 1 tail lamp
- » LED roof clearance and tail lamps (optional)

REVERSING ALARM

- » Chassis mounted back up alarm (optional)

WARNING BEACON

- » Single amber revolving roof beacon (optional)
- » Double amber revolving roof beacons (optional)
- » Double amber revolving beacons air intake mounted (optional)
- » Beacons mounted on sleeper when a sleeper is selected

HOOK UP LAMP

- » Rear of cab mounted hook up lamp (optional)

HORNS

- » 2 x roof mounted, air horn trumpets
- » 2 x under bonnet mounted, electric

MIRRORS

- » Heated 'West Coast' mirrors with stainless steel arms
- » LH and RH power mirrors (optional)
- » LH and RH 7" spotter mirrors
- » LH down mirror (optional)

WINDSCREEN STONE GUARD

- » Matt black mesh windscreen stone guard (optional)

PAINT & ACCESSORIES

PAINT TYPE & COLOUR

- » Cab/sleeper: Single non-metallic cab colour (Incredible white standard)
- » Chassis: Single non-metallic chassis colour (black standard)
- » Epoxy Mine specification primer (CA)

ACCESSORIES

- » Additional factory fitted accessories are available, speak with your Authorised Dealer for full details.



GET THE TOTAL PACKAGE.

Mack Genuine Parts are as tough as your truck. With premium materials and precision engineering, they're built to take whatever the road can throw at them.

Mack Total Support gives you the added confidence of warranties, servicing and maintenance from the people who made your machine.

Find more about Mack Total Support at macktrucks.com.au/parts-and-services/

Contact your dealer today and ask them to arrange for a Mack Driver Development Trainer to contact you.

1300 MY MACK



macktrucks.com.au

BORN READY.

Trident-AF-05-12-2014 Printed in Australia

The information in this brochure was current at the time of publication. Mack Trucks reserves the right to make changes in specifications, equipment and design, or to discontinue models, options or extras without notice at any time. MACK and the Bulldog design are registered trademarks. All rights reserved. V-MAC is a registered trademark. All rights reserved.